

[illegible]

TRAP	DST	DTE	TP	GA	GD	WT	PN	FN	COMMENTS	SEC TIME	SECTIONAL TIMES	POSITION AT 1ST BEND	CALC TM	CALCULATED TIMES	C	G	O	ADJ TM	ADJUSTED TIMES
1	491	1304	5	-30	A7	26.4	5345	6th	mid,clrrn	3.46			31.14					31.14	
	491	0504	5	-10	T3	26.8	3223	3rd	w,clrrn	3.52			31.36				T	31.36	
	491	2903	5	-30	T3	27.0	3333	3rd	mid,sltcrd1/4	3.55			31.35				T	31.22	
	277	2303	6	-10	T3	26.2	1-2-	2nd	mid-w,ld-1,cmagn	-			17.45				T	99.00	
	277	1103	4	-10	T	26.3	0	0	mid-w	-			17.75				T	99.00	
2	491	1304	1	-30	A7	26.2	1654	3rd	rls,btnfrep,mon	3.45			31.10					31.10	
	491	0604	1	-10	T3	26.4	2222	2nd	rls,clrrn	3.41			30.52				T	30.52	
	277	0204	1	-10	D5	26.5	6-4-	2nd	rls-mid,saw	-			17.32					99.00	
	277	2903	1	-15	D5	26.8	4-3-	1st	rls-mid,ep,ld2	-			17.10					99.00	
	277	2303	1	-5	D5	26.5	6-5-	5th	saw,rls-mid,crd1,w2	-			17.67					99.00	
3	491	1204	2	-30	A5	31.8	2555	5th	rls,bmp1,(ht)	-			30.89					30.79	
	491	0504	1	-10	A4	31.6	2444	4th	rls,clrrn	3.37			30.68					30.68	
	491	2903	1	-30	A4	31.6	4555	5th	rls,saw	3.39			30.65					30.65	
	491	2203	3	-20	HP	31.8	3566	6th	(r6) rls,crd1/4	-			31.15				H	31.02	
	491	1503	4	-30	HP	31.1	5553	3rd	(r5) rls,saw,mon	-			30.60				H	30.60	
4	491	1204	4	-20	HP	27.0	4554	4th	(r4) mid-rls,crdrnup	-			30.78				H	30.65	
	491	0104	4	-20	HP	27.1	4333	3rd	(r4) mid-rls,crd1	-			30.52				H	30.39	
	491	2203	5	-20	HP	27.0	5433	3rd	(scr) mid-rls,mon	-			30.38				H	30.38	
	491	0803	4	0	HP	27.0	5423	4th	(r4) mid-rls,sltcrd4	-			30.59				H	30.46	
	491	0103	4	-20	HP	27.0	4555	5th	(r2) mid-rls,crd1/4	-			30.96				H	30.83	
5	491	1204	1	-30	A3	34.2	5322	2nd	rls,saw,mon	3.39			30.13					30.13	
	491	0504	1	-10	A3	34.6	5443	4th	saw,rls,clrrn	3.47			30.15					30.15	
	491	2903	2	-30	A3	34.6	5553	4th	rls,saw	3.50			30.31					30.31	
	491	1803	1	0	A3	34.3	4322	2nd	rls-mid,crdrnup	3.42			30.22					30.09	
	491	1103	1	-20	T	34.3	0	0	rls,sltstmbstt	3.38			30.24				T	29.99	
6	491	1204	3	-30	A3	29.5	4443	3rd	mid,clrrn	3.34			30.19					30.19	
	491	2903	6	-30	HP	29.5	6521	1st	(scr) mid,ld4	-			30.01				H	30.01	
	491	2203	6	-20	HP	29.8	6654	4th	(scr) mid,crd1/4,sltcrd3/4	-			30.32				H	30.19	
	491	1503	3	-30	A2	29.5	4666	5th	mid,bdcrd1,crd1/4	3.32			30.51					30.16	
	491	0403	3	0	A2	29.1	5533	2nd	mid,mon	3.41			29.84					29.84	

BEST RECENT TIMES :

TRAP	NAME	BRT	SEASON	SEC TIME	SECTIONAL TIMES	POSITION AT 1ST BEND	CALC TM	CALCULATED TIMES			ADJ TM	ADJUSTED TIMES
1	(R12) Stophers Quaver	31.14	13/04	3.46			31.14				31.14	
2	(R10) Bandit Gillie	30.52	06/04	3.41			30.52				30.52	
3	(R7) Brickfield Fox	30.27	19/02	3.37			30.60				30.60	
4	(R4) Bumpark Twinkle	30.24	23/02				30.38				30.38	
5	(Scr) Droopys Commute	30.13	12/04	3.38			30.13				29.99	
	(Scr) Teddys Sister	29.84	04/03	3.32			29.84				29.84	

AVERAGE TIMES :

TRAP	NAME	DESC	AGE	TRAINER	SEC TIME	SECTIONAL TIMES	POSITION AT 1ST BEND	CALC TM	CALCULATED TIMES			ADJ TM	ADJUSTED TIMES
1	(R12) Stophers Quaver	be b	1 - 10	G L Davidson	3.51			31.28				31.24	
2	(R10) Bandit Gillie	dkbd b	2 - 11	L E Morrison	3.43			30.81				30.81	
3	(R7) Brickfield Fox	be d	5 - 10	S Mavrias	3.38			30.79				30.75	
4	(R4) Bumpark Twinkle	bk b	3 - 3	M Fenwick				30.65				30.54	
5	(Scr) Droopys Commute	be d	1 - 8	M Fenwick	3.43			30.21				30.13	
	(Scr) Teddys Sister	bk b	1 - 11	M Fenwick	3.36			30.17				30.08	

TRAP	DST	DTE	TP	GA	GD	WT	PN	FN	COMMENTS	SEC TIME	SECTIONAL TIMES		POSITION AT 1ST BEND	CALC TM	CALCULATED TIMES		C	G	O	ADJ TM	ADJUSTED TIMES	
1	277	1304	1	-15	D5	26.2	1-1-	1st	rls-mid,ald	-				16.97					16.97			
	277	0604	2	-5	D4	26.0	4-4-	4th	rls-mid,sltcrd1	-				17.42					17.29			
	277	2603	2	0	D3	26.0	5-6-	6th	rls-mid,sltcrd1	-				17.45					17.32			
	277	1803	2	0	D3	25.6	4-3-	5th	rls-mid,crd1	-				17.66					17.53			
	277	0403	1	0	T3	25.3	2-2-	3rd	rls-mid,sltcrd1	-				17.37				T	17.35			
2	277	1204	3	-10	D4	32.4	2-1-	2nd	mid-rls,ld1-rnin	-				17.26					17.26			
	277	0504	3	-5	D4	32.2	4-4-	5th	mid-rls,crd1	-				17.50					17.37			
	277	2903	2	-15	D4	32.5	2-1-	2nd	mid-rls,ld1/2-crd2	-				17.24					17.11			
	277	2203	3	-10	D4	32.3	3-3-	3rd	mid-rls,crd1	-				17.32					17.19			
	277	0803	3	0	D3	32.3	5-3-	4th	mid-rls,ep,bdcrd1,crd2	-				17.59					17.24			
3	491	0804	2	0	A7	30.1	3333	3rd	mid-rls,crd1	3.44				31.26					99.00			
	491	0104	1	-20	HP	30.1	1111	1st	(r14) mid,ald	-				31.15				H	99.00			
	491	2203	1	-20	HP	30.0	1111	1st	(r11) mid,ald	-				31.14				H	99.00			
	491	1503	2	-30	HP	29.9	2336	6th	(r11) mid,crd1/4	-				31.45				H	99.00			
	277	0803	2	0	D4	30.1	4-4-	4th	mid,crd1/2	-				17.62					17.49			
4	0	0001	0	0	0	0.0	0	0	0	-				-					99.00			
	0	0001	0	0	0	0.0	0	0	0	-				-					99.00			
	0	0001	0	0	0	0.0	0	0	0	-				-					99.00			
	0	0001	0	0	0	0.0	0	0	0	-				-					99.00			
	0	0001	0	0	0	0.0	0	0	0	-				-					99.00			
5	277	1304	4	-15	D3	28.0	2-6-	6th	mid-w,crdmup	-				17.33					17.20			
	277	0604	5	-5	D3	27.5	3-3-	2nd	mid-w,clrm	-				17.00					17.00			
	277	0104	4	-10	D3	27.4	4-6-	6th	mid-w,blk1	-				17.33					17.08			
	277	2603	5	0	D3	27.1	1-2-	3rd	qaw,mid-w,clrm	-				16.99					16.99			
	277	1803	5	0	D3	26.8	1-3-	3rd	qaw,mid-w,ld1/2,crd	-				17.20					17.07			
6	277	0804	6	0	D4	38.6	4-1-	2nd	ep,w,ld1-rnin	-				17.06					17.06			
	277	3003	5	0	D4	38.5	6-5-	5th	vsaw,mid-w,imp1/2-rnin	-				17.76					17.41			
	277	2203	6	-10	D4	38.5	3-2-	3rd	w,clrm	-				17.14					17.14			
	277	0803	6	0	D3	39.0	3-5-	6th	w,sltcrdrnin	-				17.40					17.27			
	277	2702	6	0	D3	38.4	6-3-	4th	saw,w	-				17.14					17.14			

BEST RECENT TIMES :

TRAP	NAME	BRT	SEASON	SEC TIME	SECTIONAL TIMES		POSITION AT 1ST BEND	CALC TM	CALCULATED TIMES				ADJ TM	ADJUSTED TIMES	
1	Sandwood Vat	16.97	13/04 Ssn 02Feb24 (11W)					16.97					16.97		
2	Head To Town	17.06	02/02					17.24					17.11		
3	Call You Mine	17.10	19/02 SsnSupp					17.62					17.49		
4	VACANT TRAP														
5	Ridgedale Lolls	16.89	05/03 SsnSupp					16.99					16.99		
	Do It Bill (W)	17.01	19/02					17.06					17.06		

AVERAGE TIMES :

TRAP	NAME	DESC	AGE	TRAINER	SEC TIME	SECTIONAL TIMES		POSITION AT 1ST BEND	CALC TM	CALCULATED TIMES				ADJ TM	ADJUSTED TIMES	
1	Sandwood Vat	bk b	4 - 8	L E Morrison					17.37					17.29		
2	Head To Town	bd d	2 - 11	M Fenwick					17.38					17.23		
3	Call You Mine	bk b	2 - 11	M Fenwick					17.62					17.49		
4	VACANT TRAP	0	0													
5	Ridgedale Lolls	bk b	3 - 1	D Brabon					17.17					17.07		
	Do It Bill (W)	f d	3 - 1	L Pearce					17.30					17.20		

TRAP	DST	DTE	TP	GA	GD	WT	PN	FN	COMMENTS	SEC TIME	SECTIONAL TIMES	POSITION AT 1ST BEND	CALC TM	CALCULATED TIMES	C	G	O	ADJ TM	ADJUSTED TIMES
1	491	1304	1	-30	T	29.1	0	0	rls	3.44			30.65				T	30.73	
	491	0904	2	-20	T	28.7	0	0	rls,ckdbd,sough	3.37			30.64				T	30.37	
	277	1103	1	-10	D3	27.7	6-5-	5th	rls,vsaw	-			17.34					99.00	
	277	0503	1	0	D3	27.0	4-5-	5th	saw,rls,crd1	-			17.23					99.00	
	277	0103	1	-10	D4	27.5	4-1-	1st	rls,ld1	-			17.12					99.00	
2	0	0001	0	0	0	0.0	0	0	0	-			-					99.00	
	0	0001	0	0	0	0.0	0	0	0	-			-					99.00	
	0	0001	0	0	0	0.0	0	0	0	-			-					99.00	
	0	0001	0	0	0	0.0	0	0	0	-			-					99.00	
	0	0001	0	0	0	0.0	0	0	0	-			-					99.00	
3	491	1304	2	-30	A5	32.5	6444	4th	rls-mid,sltcrd1/4&3	3.45			30.56					30.30	
	491	0604	2	-10	A5	32.3	3444	4th	mid-rls,crdstt	3.58			31.03					30.90	
	491	2503	3	-20	T3	31.9	3233	3rd	mid-rls,clrm	3.39			30.48				T	30.59	
	491	1203	4	-10	T3	31.9	3333	3rd	mid-rls,clrm,(ht)	-			30.56				T	30.67	
	480CU	1602	4	0	A8	31.4	3111	1st	chl2,fnwll	3.59			29.51					99.00	
4	491	1304	3	-30	A5	27.2	4333	3rd	mid,clrm	3.27			30.50					30.50	
	491	0604	3	-10	A5	27.3	1122	2nd	mid,ep,ld-3	3.30			30.81					30.81	
	491	2903	3	-30	A5	27.7	1244	4th	mid,ep,ld-bmp1,sltcrd3	3.27			30.72					30.49	
	491	2303	3	-10	A4	27.2	2223	4th	ep,mid,crd3/4	3.28			30.53					30.34	
	491	1803	3	0	A4	27.6	5234	6th	mid-rls,crd1	3.37			30.88					30.69	
5	491	1204	5	-30	T2	26.2	2222	2nd	mid,clrm	3.33			30.52				T	30.63	
	277	0104	5	-10	D4	25.7	6-5-	5th	vsaw,mid-w	-			17.49					99.00	
	277	2603	5	0	D4	25.7	2-3-	3rd	mid-w,sltcrdrn	-			17.39					99.00	
	277	1903	5	-5	T3	25.7	2-2-	2nd	mid-w,clrm	-			17.37				T	99.00	
	491	0111	5	0	A5	24.1	4666	6th	mid-w,saw	3.50			31.52					31.52	
6	491	1204	5	-20	A4	28.3	3233	5th	mid-w,chl-3/4	3.35			30.73					30.67	
	491	0504	5	-10	A4	27.9	1111	2nd	mid-w,ep,ld-4	3.26			30.54					30.48	
	491	2903	5	-30	A4	27.5	5323	4th	mid-w,saw	3.40			30.53					30.47	
	491	2203	6	-20	HP	27.4	6655	5th	(scr) mid-w,ep,sltcrd1	-			30.87				H	99.00	
	491	1503	5	-30	A3	27.3	5444	5th	mid-w,clrm	3.34			30.60					30.44	

BEST RECENT TIMES :

TRAP	NAME	BRT	SEASON	SEC TIME	SECTIONAL TIMES	POSITION AT 1ST BEND	CALC TM	CALCULATED TIMES			ADJ TM	ADJUSTED TIMES
1	Hollyoak Mable	30.64	09/04	3.37			30.64				30.37	
2	VACANT TRAP											
3	Hellofabullet	30.48	25/03	3.39			30.48				30.30	
4	Kereight Prodigy	30.33	05/03	3.27			30.50				30.34	
5	Marfield Kelly	30.52	12/04	3.33			30.52				30.63	
	Snodland Flyer (W)	30.12	23/02	3.26			30.53				30.44	

AVERAGE TIMES :

TRAP	NAME	DESC	AGE	TRAINER	SEC TIME	SECTIONAL TIMES	POSITION AT 1ST BEND	CALC TM	CALCULATED TIMES			ADJ TM	ADJUSTED TIMES
1	Hollyoak Mable	bk b	2 - 10	R Butler	3.41			30.65				30.55	
2	VACANT TRAP	0	0										
3	Hellofabullet	bd d	1 - 7	A Collett	3.47			30.66				30.62	
4	Kereight Prodigy	bk b	4 - 3	G L Davidson	3.30			30.69				30.57	
5	Marfield Kelly	bd b	2 - 10	G L Davidson	3.42			31.02				31.07	
	Snodland Flyer (W)	bd d	2 - 4	M Mavrias	3.34			30.60				30.52	

TRAP	DST	DTE	TP	GA	GD	WT	PN	FN	COMMENTS	SEC TIME	SECTIONAL TIMES		POSITION AT 1ST BEND	CALC TM	CALCULATED TIMES		C	G	O	ADJ TM	ADJUSTED TIMES	
1	277	1204	1	-10	D4	26.0	4-3-	3rd	rls-mid,crd2,mon	-				17.28			▶			17.15		
	277	0504	2	-5	D4	25.5	4-2-	2nd	rls-mid,sltcrd1	-				17.40			■	▼		17.27		
	277	2903	2	-15	D3	25.3	3-6-	6th	rls-mid,bdcrd1	-				17.43			■	▼		17.21		
	277	2203	2	-10	D3	25.4	4-5-	5th	rls-mid,crd1	-				17.52			■	▼		17.39		
	277	1203	3	-5	D3	25.2	3-2-	2nd	qaw,rls-mid,ld-1/2,cmagn	-				17.07			■	▼		17.07		
2	277	1304	1	-15	D4	25.1	5-4-	6th	rls-mid,crd1	-				17.54			■			17.41		
	277	0604	1	-5	D4	25.0	3-3-	3rd	rls-mid,ep,sltcrd1	-				17.36			■			17.23		
	277	0104	1	-10	D5	25.0	3-1-	1st	ep,rls-mid,snld	-				17.15			▲			17.15		
	277	2603	2	0	D5	25.3	5-4-	2nd	rls-mid,clrm	-				17.54			▲			17.54		
	277	2203	1	-10	D5	25.6	3-1-	3rd	rls-mid,ep,ld1/2-cghtnrln	-				17.46			▲			17.46		
3	491	1204	3	-30	A7	26.2	2222	2nd	mid,ep,a2nd	3.37				30.71						99.00		
	491	0104	2	-20	HP	26.0	2222	2nd	(r8) mid,clrm	-				30.77					H	99.00		
	491	2503	3	-20	A6	26.5	5555	5th	mid,sltcrd1	3.36				30.74						99.00		
	491	1803	4	0	A6	26.0	4665	6th	mid,crd1&1/4	3.37				31.16						99.00		
	0	0001	0	0	0	25.8	0	0	NO COMPARABLE FORM	-				-						99.00		
4	277	1204	6	-10	T3	27.2	1-1-	1st	mid,ald	-				17.31					T	17.42		
	277	0504	6	-5	T3	27.3	3-2-	2nd	mid,crdw1,crd2	-				17.75			■		T	17.73		
	209	2903	2	-15	T2	26.4	1-1-	1st	mid-w1/2,ald	-				14.00					T	99.00		
	0	0001	0	0	0	0.0	0	0	0	-				-						99.00		
	0	0001	0	0	0	0.0	0	0	0	-				-						99.00		
5	277	1304	5	-15	D4	25.6	3-6-	5th	mid-w,crd1&1/2	-				17.50			■			17.24		
	277	0804	5	0	D4	25.6	3-5-	5th	mid-w,clrm	-				17.20						17.20		
	277	0204	3	-10	D4	25.5	6-6-	5th	vw,rnup,crd1/2,w	-				17.46			■			17.33		
	277	2503	4	-10	D3	25.5	2-5-	5th	mid,ep,sltcrd1	-				17.38			■	▼		17.25		
	277	1103	3	-10	D3	25.4	1-3-	3rd	mid,ep,ld-1,wrnin	-				17.09			■	▼		17.09		
	277	1204	6	-10	D4	27.6	1-4-	4th	qaw,w,crdmup&1/2	-				17.48			■			17.22		
	277	0504	6	-5	D4	28.1	1-1-	3rd	qaw,w,ld-rnin	-				17.23						17.23		
6	277	2903	5	-15	D4	28.0	3-3-	5th	w,sltbmp2	-				17.35			■			17.25		
	277	2203	6	-10	D3	27.8	1-3-	4th	w,ep,bmp2	-				17.41			■	▼		17.31		
	277	0803	6	0	D4	27.8	1-1-	1st	w,ep,ald	-				17.24						17.24		

BEST RECENT TIMES :

TRAP	NAME	BRT	SEASON	SEC TIME	SECTIONAL TIMES	POSITION AT 1ST BEND	CALC TM	CALCULATED TIMES			ADJ TM	ADJUSTED TIMES
1	Heavens Typhoon	16.96	05/02 Ssn 21Apr23 (52W)				17.07				17.07	
2	Sineads Molly	17.15	01/04				17.15				17.15	
3	Bumpark Olive	17.30	19/01									
4	Lovely Summer	17.31	12/04				17.31				17.42	
5	Ross Diva	16.94	05/03 Ssn 04Aug23 (37W)				17.09				17.09	
	Glasheen Gold (W)	17.23	05/04 SsnSupp				17.23				17.22	

AVERAGE TIMES :

TRAP	NAME	DESC	AGE	TRAINER	SEC TIME	SECTIONAL TIMES	POSITION AT 1ST BEND	CALC TM	CALCULATED TIMES			ADJ TM	ADJUSTED TIMES
1	Heavens Typhoon	bk b	3 - 11	S Mavrias				17.34				17.22	
2	Sineads Molly	bdw b	2 - 10	G L Davidson				17.41				17.36	
3	Bumpark Olive	bk b	3 - 1	M Fenwick									
4	Lovely Summer	bk b	2 - 10	R Butler				17.53				17.58	
5	Ross Diva	bk b	2 - 10	D Brabon				17.33				17.22	
	Glasheen Gold (W)	bkw b	2 - 5	M Fenwick				17.34				17.25	

TRAP	DST	DTE	TP	GA	GD	WT	PN	FN	COMMENTS	SEC TIME	SECTIONAL TIMES		POSITION AT 1ST BEND		CALC TM	CALCULATED TIMES		C	G	O	ADJ TM	ADJUSTED TIMES	
1	277	1304	2	-15	D5	33.8	3-2-	2nd	rls-mid,clrm	-					17.18						99.00		
	491	0804	1	0	A7	34.1	4222	2nd	rls-mid,clrm	3.47					31.17						31.17		
	491	0204	2	-20	A7	33.9	3445	6th	rls-mid,bdcrd3	3.48					31.66						31.44		
	277	2603	2	0	D4	33.5	6-4-	4th	rls-mid,crd1	-					17.57						99.00		
	277	2203	2	-10	D4	33.6	4-5-	5th	rls-mid,bdcrd1	-					17.48						99.00		
2	491	1204	1	-30	A7	33.1	4444	3rd	rls-mid,sltcrd1	3.52					31.01						30.88		
	491	0504	2	-10	HP	33.3	2233	3rd	(r10) rls-mid,clrm	-					31.14					H	99.00		
	491	2903	2	-30	HP	33.3	2245	5th	(r10) rls-mid,crd3,bmp4	-					31.31					H	99.00		
	491	2203	1	-20	A7	33.4	5444	4th	rls-mid,crdrnup	3.45					30.76						30.63		
	277	1503	1	0	D5	0.0	0	0	0	-					-						99.00		
3	491	1204	2	-20	HP	34.3	2225	6th	(r9) mid,ld2-3	-					31.43					H	99.00		
	277	0504	3	-5	D4	34.7	1-1-	1st	qaw,mid,ald	-					17.13						99.00		
	277	2903	2	-15	D4	34.5	3-4-	4th	mid-rls,sltcrd1&rmin	-					17.45						99.00		
	491	2302	3	0	A7	34.7	2111	2nd	mid,ld2-cghtnrln	3.33					30.79						30.79		
	491	0202	3	0	A7	34.4	1111	4th	mid,qaw,ld-rmin	3.36					30.82						30.82		
4	491	1304	4	-30	A7	26.0	4221	2nd	mid,ld3/4-rmin	3.45					30.85						30.85		
	491	0804	5	0	A7	26.0	5444	4th	msdbrk,bdcrd1/4	3.66					31.90						31.68		
	491	0204	5	-20	A7	26.1	2111	2nd	mid,snld-rmin	3.31					30.96						30.96		
	491	2903	5	-30	T3	25.9	1112	3rd	mid,ld-3	3.36					30.91					T	31.02		
	491	0903	4	0	T3	25.2	1223	3rd	ld-sltcrd1/4,mid-rls,min	3.33					31.11					T	31.09		
5	491	1204	5	-30	A7	24.6	3555	4th	mid-w,clrm	3.39					31.11						31.11		
	491	0604	2	-10	HP	24.4	2466	6th	(r10) mid-w,mon	-					31.14					H	99.00		
	491	0104	6	-20	A6	24.4	6656	6th	saw,mid-w,crd1	3.44					31.37					▼	31.18		
	491	2603	5	0	A6	24.5	3555	3rd	mid-w,bmp1,mon	3.39					31.15					▼	30.99		
	491	2203	3	-20	HP	24.5	3544	4th	(r6) mid-w,mon,fcd-ckrn	-					30.88					H	99.00		
	491	1304	6	-30	A7	26.5	3566	5th	w,clrm	3.43					31.13						31.13		
	491	0204	6	-20	A7	27.0	5233	4th	w,clrm	3.46					31.25						31.25		
6	491	2603	6	0	A7	27.2	5334	3rd	w,clrm	3.41					31.00						31.00		
	491	2203	6	-20	A7	27.2	3333	3rd	w,clrm	3.35					30.65						30.65		
	491	1103	3	-20	HP	27.0	3114	5th	(r7) w,ld1-3/4,fcd-ck4	-					31.28					H	99.00		

BEST RECENT TIMES :


TRAP	NAME		BRT	SEASON	SEC TIME	SECTIONAL TIMES		POSITION AT 1ST BEND		CALC TM	CALCULATED TIMES				ADJ TM	ADJUSTED TIMES	
1	One Cool King		30.93	27/01	3.47					31.17					31.17		
2	Foxwood Eddie		30.72	29/01	3.45					30.76					30.63		
3	Decisive Rebel		30.65	19/01	3.33					30.79					30.79		
4	Rosstemple Mo		30.85	13/04	3.31					30.85					30.85		
5	Bandit Robin		30.51	19/02	SsnSupp					31.11					30.99		
	Later		(W)	30.45	19/02	Ssn 26Jun23 (42W)	3.35			30.65					30.65		

AVERAGE TIMES :


TRAP	NAME	DESC	AGE	TRAINER	SEC TIME	SECTIONAL TIMES		POSITION AT 1ST BEND		CALC TM	CALCULATED TIMES				ADJ TM	ADJUSTED TIMES	
1	One Cool King	bk d	3 - 9	B O'Sullivan	3.48					31.42					31.30		
2	Foxwood Eddie	bd d	3 - 7	M Fenwick	3.49					30.89					30.76		
3	Decisive Rebel	bd d	3 - 10	M Fenwick	3.35					30.81					30.81		
4	Rosstemple Mo	bk b	2 - 0	D Brabon	3.42					31.15					31.12		
5	Bandit Robin	bk b	2 - 11	L E Morrison	3.41					31.21					31.10		
6	Later	(W) bk b	3 - 6	L E Morrison	3.41					31.01					31.01		

TRAP	DST	DTE	TP	GA	GD	WT	PN	FN	COMMENTS	SEC TIME	SECTIONAL TIMES		POSITION AT 1ST BEND		CALC TM	CALCULATED TIMES		C	G	O	ADJ TM	ADJUSTED TIMES	
1	277	1304	1	-15	D1	33.6	5-5-	4th	rls,crd1/2	-					17.20						17.07		
	277	0204	1	-10	D1	33.3	5-3-	2nd	rls,bmprnup,chlrln	-					16.82						16.72		
	277	2603	1	0	D2	33.8	5-2-	1st	rls,ldnrln	-					16.95						16.95		
	277	1903	1	-5	D2	34.1	6-3-	2nd	saw,ep,mon	-					16.78						16.78		
	277	1203	1	-5	D2	34.1	5-2-	2nd	vsaw,ep,crd1,mon	-					17.05						16.92		
2	277	1204	1	-15	T3	35.3	2-1-	1st	rls-mid,ld1	-					16.73						16.84		
	277	0804	2	0	T3	34.3	3-2-	2nd	saw,rls-mid,chl1/2-rnin	-					16.94						17.05		
	277	1103	2	-10	D1	0.0	0	NR	off colour	-					-						99.00		
	277	2702	2	0	D1	35.7	6-3-	3rd	saw,rls-mid,crd1	-					17.28						17.15		
	277	2002	2	0	D1	35.5	5-2-	1st	rls-mid,ld1/2,hldon	-					16.69						16.69		
3	277	1204	3	-10	D1	29.3	5-2-	2nd	rls-mid,saw	-					16.71						16.71		
	277	0204	3	-10	D1	29.3	6-5-	6th	rls-mid,bmprnup,bdcrd1	-					17.82						17.50		
	277	2603	3	0	D1	29.2	5-3-	3rd	mid-rls,saw,crd1,bmprnin	-					16.93						16.70		
	277	1803	2	0	D1	29.4	5-3-	3rd	saw,rls-mid,w&crd1/2	-					16.91						16.78		
	277	1203	3	-5	D1	29.0	6-5-	5th	rls-mid,vsaw,crd1	-					17.11						16.98		
4	277	0804	3	0	D1	34.0	4-5-	5th	mid-rls,clrm	-					17.30						17.30		
	277	0104	4	-10	D1	34.8	4-4-	6th	mid-rls,crdrnup&1/2&2	-					17.31						16.92		
	277	2503	3	-10	D1	34.1	3-6-	6th	mid,sltcrd1	-					16.91						16.78		
	277	1903	4	-5	D1	34.1	5-4-	4th	mid,crd&vw1/2	-					17.03						16.90		
	277	0203	4	0	OR	34.1	6-5-	5th	saw,mid,crd1	-					17.06						16.78		
5	277	0804	5	0	D2	33.4	1-1-	1st	qaw,w,ald	-					16.85						16.85		
	277	0204	5	-10	D3	33.6	1-1-	1st	w,qaw,ald	-					17.08						17.08		
	277	2603	5	0	D2	33.4	2-5-	6th	w,bdcrd1	-					17.62						17.40		
	277	1903	6	-5	D2	33.4	3-6-	5th	w,clrm	-					17.29						17.29		
	277	1203	6	-5	D2	32.9	1-4-	6th	qaw,w,clrm	-					17.31						17.31		
	277	0804	5	0	D1	27.4	1-2-	2nd	w,crdrnup&2	-					16.98						16.72		
	277	0104	5	-10	D1	27.2	1-3-	4th	mid-w,ld-1,crd1/2,rls,m	-					17.14						17.01		
6	277	2503	6	-10	D1	27.2	3-3-	3rd	w,midrnin	-					16.77						16.77		
	277	1803	6	0	D2	27.5	1-1-	1st	qaw,w,ald	-					16.84						16.84		
	277	0503	6	0	D2	27.0	3-2-	3rd	w,fcd-ck1,mvdmidrnin	-					16.99						16.69		

BEST RECENT TIMES :

TRAP	NAME	BRT	SEASON	SEC TIME	SECTIONAL TIMES		POSITION AT 1ST BEND		CALC TM	CALCULATED TIMES				ADJ TM	ADJUSTED TIMES	
1	Hollyoak Spartan	16.72	23/02						16.78					16.72		
2	Dower Pat	16.68	10/02						16.69					16.69		
3	Rugged Road	16.63	08/03						16.71					16.70		
4	Hurry Up Droopy	16.54	19/01						16.91					16.78		
5	Eire Spencer	(W) 16.82	12/02						16.85					16.85		
	Ross Sky	(W) 16.77	25/03						16.77					16.69		

AVERAGE TIMES :

TRAP	NAME	DESC	AGE	TRAINER	SEC TIME	SECTIONAL TIMES		POSITION AT 1ST BEND		CALC TM	CALCULATED TIMES				ADJ TM	ADJUSTED TIMES	
1	Hollyoak Spartan	bd d	3 - 6	R Butler						16.96					16.89		
2	Dower Pat	bd d	2 - 9	D Brabon						16.91					16.93		
3	Rugged Road	bk d	1 - 10	A Collett						17.10					16.93		
4	Hurry Up Droopy	bk d	3 - 7	A Collett						17.12					16.94		
5	Eire Spencer	(W) bk d	3 - 8	M Mavrias						17.23					17.19		
	Ross Sky	(W) bk b	2 - 0	S Mavrias						16.94					16.81		

	TRAP	DST	DTE	TP	GA	GD	WT	PN	FN	COMMENTS	SEC TIME	SECTIONAL TIMES	POSITION AT 1ST BEND	CALC TM	CALCULATED TIMES	C	G	O	ADJ TM	ADJUSTED TIMES
1	491	1304	2	-30	A7	A7	27.3	6432	1st	rls-mid,saw,ldrmin	3.48			30.71			▲		30.77	
	491	0204	1	-20	A7	A7	27.1	4656	3rd	rls-mid,crd3,mon	3.49			31.10		▶	▲		31.03	
	491	2603	1	0	A7	A7	27.5	2223	5th	rls-mid,sltcrd3/4	3.39			31.22			▲		31.15	
	491	2203	1	-20	HP	HP	27.9	2345	5th	(r10) rls-mid,bdstmbstt,crd1/4	-			31.21				H	99.00	
	491	1203	1	-10	A7	A7	27.5	1333	2nd	rls-mid,crd1/4	3.46			30.93			▲		30.86	
2	491	1304	1	-30	T3	T3	27.7	1112	3rd	rls-mid,ep,ld-3/4	3.31			30.84				T	30.95	
	277	0804	1	0	T2	T2	27.4	1-1-	1st	rls-mid,ald,crdrnup&1/2	-			17.84				T	99.00	
	491	3001	1	0	A5	A5	0.0	0	NR	in season	-			-		▼			99.00	
	491	2601	1	-10	A5	A5	27.1	2222	2nd	rls-mid,crd1	3.38			30.43			▼		30.24	
	491	2001	1	20	A5	A5	26.9	2233	5th	rls-mid,ld2-3,crdrmin	3.41			30.90			▼		30.71	
3	277	1204	4	-10	D4	D4	27.0	1-5-	6th	qaw,mid,ld-1,crd2	-			17.56					99.00	
	277	0504	4	-5	D4	D4	27.2	2-3-	3rd	mid,sltcrd1	-			17.51					99.00	
	277	2903	3	-15	D4	D4	27.1	5-5-	3rd	mid,clrm	-			17.43					99.00	
	491	1901	4	0	A7	A7	27.2	2455	5th	mid,sltcrd3/4	3.35			30.90			▲		30.83	
	491	1201	4	-10	A7	A7	27.0	2111	1st	mid,ld1/4	3.34			30.69			▲		30.75	
4	277	1304	4	-15	D4	D4	26.7	2-5-	4th	mid,crd1&1/2	-			17.46				T	99.00	
	491	0604	3	-10	T3	T3	27.1	1111	1st	mid,ald	3.34			30.43					30.54	
	277	0204	4	-10	D3	D3	27.5	3-5-	6th	mid,crd1/2	-			17.32					99.00	
	277	2903	3	-15	D4	D4	27.5	5-4-	1st	mid,crd&ld2	-			17.16					99.00	
	277	2303	3	-5	D4	D4	27.2	3-2-	3rd	mid,clrm	-			17.25					99.00	
5	277	1204	5	-10	D4	D4	27.2	5-2-	1st	mid-w,ldrmin	-			17.22					99.00	
	277	0504	5	-5	D4	D4	27.3	3-3-	2nd	mid-w,sltcrd1	-			17.19					99.00	
	277	2503	6	-10	D5	D5	27.5	3-1-	1st	mid-w,ld1/2	-			17.14					99.00	
	491	1902	5	0	A7	A7	27.2	4333	4th	mid-w,fcd-ck1	3.47			30.65			▲		30.41	
	491	1202	6	10	T1	T1	27.1	0	0	mid-w	3.43			30.88				T	30.96	
6	491	1204	6	-30	A7	A7	33.8	1111	1st	w,ald	3.31			30.60			▲		30.66	
	491	0604	5	-10	T3	T3	33.8	3333	3rd	mid-w,clrm	3.47			30.92				T	31.03	
	491	1203	6	-10	A7	A7	33.7	4454	4th	w,crdrnup	3.41			31.08			▲		31.01	
	491	0403	6	0	A7	A7	33.3	2444	3rd	w,chl-2,mon	3.34			30.78		▶	▲		30.84	
	491	2702	5	0	A7	A7	33.1	6554	5th	w,saw,sltcrd1	3.49			31.12			▲		31.05	

BEST RECENT TIMES :

TRAP	NAME	BRT	SEASON	SEC TIME	SECTIONAL TIMES	POSITION AT 1ST BEND	CALC TM	CALCULATED TIMES			ADJ TM	ADJUSTED TIMES
1	Hollyoak Winnie	30.66	27/02	SsnSupp	3.39		30.71				30.77	
2	Glory Poppy	30.43	26/01	Ssn 30Jan24 (11W)	3.31		30.43				30.24	
3	Decisive Mags	30.65	26/01	SsnSupp	3.34		30.69				30.75	
4	Drive Me Nuts	30.43	06/04	SsnSupp	3.34		30.43				30.54	
5	Still Have You	(W) 30.65	19/02		3.43		30.65				30.41	
	Piemans Jetta	(W) 30.60	12/04		3.31		30.60				30.66	

AVERAGE TIMES :

TRAP	NAME	DESC	AGE	TRAINER	SEC TIME	SECTIONAL TIMES	POSITION AT 1ST BEND	CALC TM	CALCULATED TIMES			ADJ TM	ADJUSTED TIMES
1	Hollyoak Winnie	bk b	4 - 11	R Butler	3.46			30.99				30.95	
2	Glory Poppy	bk b	5 - 0	L Pearce	3.37			30.72				30.64	
3	Decisive Mags	bd b	3 - 10	M Fenwick	3.35			30.80				30.79	
4	Drive Me Nuts	bk b	4 - 0	L E Morrison	3.34			30.43				30.54	
5	Still Have You	(W) bk b	1 - 8	M Fenwick	3.45			30.77				30.68	
6	Piemans Jetta	(W) bk d	3 - 1	L E Morrison	3.40			30.90				30.92	

	TRAP	DST	DTE	TP	GA	GD	WT	PN	FN	COMMENTS	SEC TIME	SECTIONAL TIMES		POSITION AT 1ST BEND	CALC TM	CALCULATED TIMES		C	G	O	ADJ TM	ADJUSTED TIMES	
1	277	1204	1	-15	D2	27.9	5-5-	5th	rls,crd1		-				17.03						16.90		
	277	0504	1	-5	D3	27.8	2-1-	1st	rls,snld		-				16.74						16.74		
	277	3003	1	-5	D3	27.3	4-4-	3rd	saw,rls,crd1&1/2		-				17.05						16.79		
	277	2503	1	-10	D2	27.4	4-4-	2nd	rls,ep,chlrln		-				16.91						16.91		
	277	1203	2	-5	D2	27.3	5-5-	4th	saw,rls,mon		-				17.21						17.21		
2	277	1204	2	-15	D2	27.9	3-3-	3rd	rls,clrm		-				16.92						16.92		
	277	0104	2	-10	D2	27.7	4-3-	3rd	rls,crd1		-				16.90						16.77		
	277	2503	2	-10	D1	27.3	4-6-	6th	rls-mid,clrm		-				17.02						17.02		
	277	1903	2	-5	D1	27.1	4-5-	6th	rls-mid,clrm		-				17.17						17.17		
	277	1503	1	0	D1	0.0	0	0	0		-				-						99.00		
3	277	0804	3	0	D1	34.8	3-4-	3rd	mid,crd1		-				17.04						16.91		
	277	2903	3	-15	D2	35.4	2-1-	1st	mid,ep,ld2		-				16.74						16.74		
	277	0403	3	0	D2	35.0	4-5-	6th	mid,sltcrd1,bdcrd2		-				17.42						17.07		
	277	2302	3	-5	D2	35.0	6-3-	3rd	midstt,brnup		-				17.07						17.07		
	277	1602	2	0	D2	35.3	4-4-	4th	rls-mid,sltcrd1		-				17.04						16.91		
4	277	1304	3	-15	D3	27.0	4-1-	1st	mid,ld1,hldon		-				16.93						16.93		
	277	0604	2	-5	T3	26.9	3-2-	2nd	mid,saw,ep,mon		-				17.17						17.28		
	277	3003	3	0	T3	27.2	3-3-	2nd	mid-rls,clrm		-				17.16						17.27		
	277	2303	3	-10	T	27.4	0	0	mid-rls		-				17.10						17.18		
	0	0001	0	0	0	0.0	0	0	0		-				-						99.00		
5	277	1204	5	-15	D2	35.6	2-2-	2nd	w,ep,a2nd		-				16.87						16.87		
	277	0604	4	-5	D3	34.8	1-1-	1st	wrnup,mid-w,ald		-				16.70						16.70		
	277	0104	4	-10	T3	34.5	2-1-	1st	wrnup,mid-w,ald		-				16.92						17.03		
	277	2603	5	0	T3	33.8	1-1-	2nd	mid,ld-bdcrd2		-				17.14						17.03		
	297LF	1401	1	0	ON1	35.5	3-2-	3rd	mid,mon		4.60				17.97						99.00		
6	277	1204	6	-15	D2	34.4	4-4-	4th	w,fcd-ck1/2		-				17.02						16.72		
	277	0204	6	-10	D2	35.0	3-3-	2nd	w,ep		-				16.91						16.91		
	277	2303	6	-10	T3	35.2	1-2-	2nd	qaw,mid-w		-				16.95						17.06		
	277	1903	6	-5	T3	34.7	1-3-	2nd	mid,crdw1/2,crdrnin		-				17.46						17.44		
	491	2602	6	0	A3	34.3	2223	6th	w,ep,sltfc-d-ck4		3.29				30.81						99.00		

BEST RECENT TIMES :

TRAP	NAME	BRT	SEASON	SEC TIME	SECTIONAL TIMES		POSITION AT 1ST BEND	CALC TM	CALCULATED TIMES				ADJ TM	ADJUSTED TIMES	
1	Shelbymoonshine	16.74	05/04					16.74				16.74			
2	Worsboro Love	16.70	05/03	Ssn 22Aug23 (34W)				16.90				16.77			
3	Greenview Sydney	16.74	29/03					16.74				16.74			
4	Not So Lonely	16.93	13/04					16.93				16.93			
5	Dairyhill Sydney	16.70	06/04					16.70				16.70			
	Westwood Charlie (W)	16.81	26/01					16.91				16.72			

AVERAGE TIMES :

TRAP	NAME	DESC	AGE	TRAINER	SEC TIME	SECTIONAL TIMES		POSITION AT 1ST BEND	CALC TM	CALCULATED TIMES				ADJ TM	ADJUSTED TIMES	
1	Shelbymoonshine	bk b	2 - 10	D Brabon					16.99				16.91			
2	Worsboro Love	bk b	3 - 4	A Collett					17.00				16.97			
3	Greenview Sydney	bk d	4 - 0	M Mavrias					17.06				16.94			
4	Not So Lonely	be b	1 - 11	P Donovan					17.09				17.17			
5	Dairyhill Sydney	wbd d	1 - 11	B O'Sullivan					16.91				16.91			
6	Westwood Charlie (W)	bk d	1 - 10	P Donovan					17.09				17.03			

TRAP	DST	DTE	TP	GA	GD	WT	PN	FN	COMMENTS	SEC TIME	SECTIONAL TIMES	POSITION AT 1ST BEND	CALC TM	CALCULATED TIMES	C	G	O	ADJ TM	ADJUSTED TIMES					
1	491	1204	2	-20	A2	27.5	3455	5th	rls,sltbmp,rnup,crd2	3.35			30.47								30.24			
	491	2503	2	-20	A1	27.4	1345	5th	rls,crd3	3.30			30.42								30.23			
	491	1603	1	0	A1	27.1	6566	6th	rls,crd3	3.38			30.34								30.15			
	491	0903	1	0	A1	27.0	5555	5th	lckdep,rls	3.40			30.03								29.97			
	491	0403	1	0	A2	27.2	1222	1st	rls,ld3/4	3.34			29.72								29.72			
2	491	1204	1	-20	A2	33.6	4333	3rd	rls,sltbmp,rnup,mon	3.39			30.06								29.96			
	491	0604	1	-10	A2	33.2	6555	6th	rls,crdmup	3.55			30.60								30.47			
	491	2603	1	0	A2	33.4	3333	3rd	rls,crd1/4,stmb&crd3	3.33			30.15								29.67			
	491	1903	2	-10	A3	33.6	2111	1st	qaw,rls,ald	3.31			29.79									29.85		
	491	1503	2	-30	A3	34.4	2222	2nd	rls,mon,chlrrln	3.31			29.92									29.98		
3	491	1204	4	-20	A2	29.8	6544	4th	mid,saw	3.48			30.28								30.28			
	491	0604	3	-10	T3	29.6	2211	1st	mid,ld1/2	3.32			29.89							T	30.00			
	491	0104	3	-20	T3	29.7	3322	2nd	rls-mid,mon	3.53			30.12								T	30.23		
	540CR	2603	3	50	S1	29.8	5444	3rd	crd1/2,rmon	13.21			34.77									99.00		
	540CR	2103	3	0	S1	29.9	4544	4th	bmp1,crd2	13.58			34.50									99.00		
4	491	1304	4	-30	A2	26.2	1433	3rd	mid,crd1	3.28			30.44								30.31			
	491	0804	4	0	A3	26.1	1111	1st	qaw,mid,ald	3.17			29.86									29.92		
	491	0204	4	-20	A3	26.0	1111	2nd	mid,qaw,ld-rnin	3.15			29.85									29.91		
	400RM	2903	5	10	OR	26.6	5555	5th	saw,mid	3.95			24.68									99.00		
	400RM	2203	6	-10	OR3	26.3	6666	6th	saw,mid,bmp1,fcd-ck3	3.87			25.03									99.00		
5	277	1504	5	-10	D2	37.3	2-1-	1st	mid-w,ep,ld1	-			16.60								99.00			
	277	0804	4	0	T3	37.3	2-1-	1st	ep,mid,crd&ld1	-			16.86								T	99.00		
	209	0104	5	-10	T	37.2	0	0	mid-w	-			13.08								T	99.00		
	491	2601	5	-20	A1	36.8	5555	5th	lckdep,mid-w	3.37			30.44									30.38		
	491	1901	5	0	A1	36.0	0	0	0	-			-									99.00		
6	491	1304	6	-30	A2	34.6	3111	1st	w,qaw,ald,hldon	3.26			30.04									30.04		
	491	0604	6	-10	A1	34.6	6333	3rd	w,bdcrd1	3.45			30.63										30.35	
	491	0104	6	-20	A2	34.6	1111	1st	qaw,w,ald	3.28			29.85									29.85		
	491	2603	6	0	A2	34.8	5544	5th	w,stmbstt	3.51			30.39									30.14		
	491	1903	5	-10	A2	34.8	3111	1st	mid-w,ep,ald,hldon	3.26			30.04									30.04		

BEST RECENT TIMES :


TRAP	NAME	BRT	SEASON	SEC TIME	SECTIONAL TIMES	POSITION AT 1ST BEND	CALC TM	CALCULATED TIMES			ADJ TM	ADJUSTED TIMES
1	Belles Crown	29.72	04/03 Ssn 05Mar23 (59W)	3.30			29.72				29.72	
2	Tintreach Guns	29.79	19/03	3.31			29.79				29.67	
3	Popsi Girl Cerys	29.89	06/04	3.32			29.89				30.00	
4	Millbank Nana	29.85	02/04 Ssn 04Jun23 (46W)	3.15			29.85				29.91	
5	Natural Bandit	(W) 30.44	26/01	3.37			30.44				30.38	
	Hothshad Lad	(W) 29.72	20/02	3.26			29.85				29.85	

AVERAGE TIMES :


TRAP	NAME	DESC	AGE	TRAINER	SEC TIME	SECTIONAL TIMES		POSITION AT 1ST BEND		CALC TM	CALCULATED TIMES			ADJ TM	ADJUSTED TIMES	
1	Belles Crown	bk b	2 - 10	S Mavrias	3.35					30.20				30.06		
2	Tintreach Guns	bk d	1 - 8	P Donovan	3.38					30.10				29.98		
3	Popsi Girl Cerys	bk d	2 - 7	B O'Sullivan	3.44					30.10				30.17		
4	Millbank Nana	bk b	2 - 8	D Brabon	3.20					30.05				30.04		
5	Natural Bandit	(W) bk d	3 - 5	D Brabon	3.37					30.44				30.38		
6	Hothshad Lad	(W) bew d	2 - 11	D Brabon	3.35					30.19				30.08		

TRAP	DST	DTE	TP	GA	GD	WT	PN	FN	COMMENTS	SEC TIME	SECTIONAL TIMES		POSITION AT 1ST BEND		CALC TM	CALCULATED TIMES		C	G	O	ADJ TM	ADJUSTED TIMES	
1	277	1204	2	-10	D3	32.0	5-3-	2nd	rls,crd1	-					17.16						17.03		
	277	0504	2	-5	D3	32.2	4-5-	5th	rls,ep,bdblk1	-					17.81						17.49		
	277	2903	2	-15	T	32.3	0	0	rls-mid	-					17.15						17.23		
	277	2203	6	-10	T2	33.0	1-1-	1st	rls,ald	-					17.15						17.26		
	491	2712	2	-10	A4	31.5	4222	4th	rls,evch	3.37					30.27						99.00		
2	277	1304	1	-15	D3	25.6	5-2-	2nd	rls-mid,chlrln	-					16.96						16.96		
	277	0804	1	0	D4	25.2	5-3-	1st	saw,rls-mid,ldrmin,vw2	-					17.01						17.01		
	277	0204	1	-10	D4	25.8	5-5-	6th	rls-mid,saw,crd1/2	-					17.48						17.35		
	277	2903	1	-15	D4	25.8	4-3-	2nd	rls-mid,saw	-					17.12						17.12		
	277	2303	1	-5	D4	25.4	5-4-	2nd	saw,rls-mid,crd1,mon	-					17.17						17.04		
3	277	1204	2	-15	T	30.6	0	0	mid-rls	-					16.82						16.90		
	491	0204	2	-20	A4	31.0	4456	6th	mid-rls,crd1&1/2	3.34					31.52						99.00		
	491	2603	1	0	A4	30.0	2111	4th	mid-rls,ep,snld-rmin	3.31					30.46						99.00		
	491	1903	2	-10	A4	30.0	1112	6th	mid-rls,qaw,ld-3	3.24					30.85						99.00		
	277	1503	2	0	D3	0.0	0	0	0	-					-						99.00		
4	277	1204	3	-10	D4	28.0	6-1-	1st	mid-rls,ld1/2,hldon	-					17.14						17.14		
	277	0104	2	-10	T3	27.3	3-2-	2nd	rls-mid,crd1/2	-					17.13						17.11		
	277	2503	3	-10	T3	27.4	2-2-	2nd	mid-rls,crdfr1/2-nrln	-					17.69						17.67		
	209	0403	3	0	T	27.3	0	0	mid-rls	-					13.22						99.00		
	0	0001	0	0	0	0.0	0	0	0	-					-						99.00		
5	0	0001	0	0	0	0.0	0	0	0	-					-						99.00		
	0	0001	0	0	0	0.0	0	0	0	-					-						99.00		
	0	0001	0	0	0	0.0	0	0	0	-					-						99.00		
	0	0001	0	0	0	0.0	0	0	0	-					-						99.00		
	0	0001	0	0	0	0.0	0	0	0	-					-						99.00		
6	491	1204	6	-30	A5	26.2	5234	4th	w,sltrcd3,(ht)	-					30.56						99.00		
	491	0104	6	-20	A5	26.1	4344	3rd	saw,w,crd3/4	3.42					30.57						99.00		
	491	2503	6	-20	A5	26.1	5222	2nd	w,saw,ldbrflyrnin	3.49					30.38						99.00		
	277	2302	6	0	D4	25.7	1-1-	1st	w,qaw,ald	-					16.75						16.75		
	277	1602	5	0	D3	25.7	5-4-	4th	w,clrrn	-					17.09						17.09		

BEST RECENT TIMES :

TRAP	NAME		BRT	SEASON	SEC TIME	SECTIONAL TIMES		POSITION AT 1ST BEND		CALC TM	CALCULATED TIMES				ADJ TM	ADJUSTED TIMES	
1	Run On King		17.15	29/03						17.15					17.03		
2	Soap Addict		16.96	13/04	Ssn 22Dec23 (17W)					16.96					16.96		
3	John Boy Cora		16.82	12/04	Ssn 15Jan24 (13W)					16.82					16.90		
4	Glasheen Hunter		17.13	01/04						17.13					17.11		
5	VACANT TRAP																
	Kyero Girl		(W)	16.75	23/02	SsnSupp				16.75					16.75		

AVERAGE TIMES :

TRAP	NAME		DESC	AGE	TRAINER	SEC TIME	SECTIONAL TIMES		POSITION AT 1ST BEND		CALC TM	CALCULATED TIMES				ADJ TM	ADJUSTED TIMES	
1	Run On King		bk d	3 - 4	M Mavrias						17.32					17.25		
2	Soap Addict		dkbd b	3 - 8	L Pearce						17.15					17.10		
3	John Boy Cora		wbk b	2 - 7	P Donovan						16.82					16.90		
4	Glasheen Hunter		bk d	1 - 6	M Fenwick						17.32					17.31		
5	VACANT TRAP		0	0														
	Kyero Girl		(W)	wbk b	2 - 8	M Fenwick					16.92					16.92		

TRAP	DST	DTE	TP	GA	GD	WT	PN	FN	COMMENTS	SEC TIME	SECTIONAL TIMES	POSITION AT 1ST BEND	CALC TM	CALCULATED TIMES	C	G	O	ADJ TM	ADJUSTED TIMES
1	491	1204	1	-20	A4	28.0	1321	1st	rls,ld3/4	3.38			30.31			▲		30.37	
	491	0604	1	-10	A4	28.0	5534	3rd	rls,mon	3.42			30.46		▶	▲		30.52	
	491	3003	1	-10	A5	28.3	3222	1st	rls,ldrmin	3.45			30.32			▲		30.48	
	491	2503	2	-20	A5	28.4	4455	5th	rls,crd1/4,bdcrd2	3.43			31.20		■	▲		31.01	
	491	1903	1	-10	A4	28.4	6566	4th	rls,saw	3.50			30.61			▲		30.67	
2	491	1204	1	-30	T3	24.1	3333	3rd	rls,saw	3.43			30.16				T	30.27	
	491	0504	1	-10	T3	24.4	1112	2nd	qaw,rls,ld-3	3.29			29.95				T	30.06	
	480WT	0203	3	0	ON2	24.5	2211	1st	ld3,fnwll	3.30			29.16					99.00	
	274KK	2102	5	0	T2	24.5	0	2nd	0	-			16.79				T	99.00	
	274KK	2401	3	-15	T2	24.5	0	2nd	0	-			17.02				T	99.00	
3	491	1304	4	-30	A3	34.4	1211	2nd	mid,ep,chl-fcd-ck1/4,ld2-nrln	3.32			30.17		■			29.87	
	491	0504	3	-10	T3	34.6	1111	1st	mid,ald	3.38			30.34				T	30.45	
	491	2903	3	-30	T3	33.8	2221	1st	mid,fcd-ck1,ld3	3.38			30.15		■		T	29.96	
	540CR	1503	4	20	S4	34.3	5432	1st	msdbrk,ld5,mid-w	13.18			34.31					99.00	
	540CR	1003	4	20	T	34.1	0	0	mid	13.25			34.40				T	99.00	
4	491	1304	5	-30	A3	34.5	2143	3rd	mid,ep,ld-2	3.30			30.26					30.26	
	491	0804	5	0	A3	34.4	5565	5th	mid,clrrn	3.34			30.47					30.47	
	491	0204	5	-20	A4	34.6	1111	1st	mid,ep,ald	3.24			29.77			▲		29.83	
	491	2903	3	-30	A4	34.8	2244	3rd	mid,clrrn	3.31			30.29			▲		30.35	
	664	2303	5	-15	OR	34.9	1222	2nd	qaw,mid,ld-1	13.09			41.21					99.00	
5	491	0904	5	-20	A3	27.2	4666	6th	mid,bmp1	3.37			30.36		■			30.26	
	491	0204	3	-20	T2	27.2	1111	1st	mid,ald	3.26			29.87				T	29.98	
	491	2903	5	-30	A3	0.0	0	NR	off colour	-			-					99.00	
	491	2203	5	-20	A3	28.2	4353	3rd	mid-w,crd1/2	3.28			30.22		■			30.09	
	491	1603	6	0	T	27.3	0	0	mid-w	3.40			30.05				T	30.13	
6	491	1204	6	-30	A3	32.8	3665	5th	w,crd4	3.32			30.33		■			30.20	
	491	0504	6	-10	A3	33.0	3234	3rd	w,mon	3.31			30.10		▶			30.10	
	491	2903	6	-30	A4	33.3	3111	1st	w,jstld1	3.30			30.13			▲		30.19	
	491	2203	5	-20	HP	33.0	5433	3rd	(r2) w,sltcrd1,crd1/4	-			30.33				H	99.00	
	491	1503	6	-30	A4	32.6	1111	2nd	w,ep,ld-3/4	3.29			30.06			▲		30.12	

BEST RECENT TIMES :

TRAP	NAME	BRT	SEASON	SEC TIME	SECTIONAL TIMES	POSITION AT 1ST BEND	CALC TM	CALCULATED TIMES			ADJ TM	ADJUSTED TIMES
1	Smooth Ride Home	30.13	03/02	3.38			30.31				30.37	
2	Whitewood Libre	29.95	05/04	3.29			29.95				30.06	
3	Iomhair	30.15	29/03	3.32			30.15				29.87	
4	Hollyoak John	29.77	02/04	3.24			29.77				29.83	
5	Marvellous Mabel	29.87	02/04	3.26			29.87				29.98	
	Greenhall Tokyo (W)	29.74	19/01	3.29			30.06				30.10	

AVERAGE TIMES :

TRAP	NAME	DESC	AGE	TRAINER	SEC TIME	SECTIONAL TIMES	POSITION AT 1ST BEND	CALC TM	CALCULATED TIMES			ADJ TM	ADJUSTED TIMES
1	Smooth Ride Home	bk b	2 - 0	P Donovan	3.44			30.58				30.61	
2	Whitewood Libre	bd b	1 - 6	A Collett	3.36			30.06				30.17	
3	Iomhair	bd d	2 - 5	D Brabon	3.36			30.22				30.10	
4	Hollyoak John	bkw d	4 - 4	B O'Sullivan	3.30			30.20				30.23	
5	Marvellous Mabel	be b	1 - 9	L E Morrison	3.33			30.13				30.11	
	Greenhall Tokyo (W)	bkw d	3 - 6	M Fenwick	3.31			30.16				30.15	